

**Agenda  
for  
Scorekeeper's Clinic  
(Scheduled for February 19, 2005)**

Registration (8:00 to 8:15 a.m.)

Introductions (8:15 to 8:20 a.m.)

1. Introduce Board Members
2. Review Scorekeeper supplies:
  - A. Supplies handed out at this Clinic
    1. Clinic Handout
    2. Team Score Book
    3. Pencil with eraser
    4. 2005 ASA Rule Book
  - B. Additional supplies (some optional)
    1. 2005 PQGSA Supplemental Rules (from your Manager)
    2. Pencil sharpener
    3. Optional red pen

Quick Overview / Review (8:20 to 8:30 a.m.)

1. PQGSA Scorekeeper's Duties
2. FAQ's

Basic Scoring Details and Questions (8:30 to 8:55 a.m.)

**PQGSA (Peñasquitos Girls Softball Association)  
2005 Spring Season**

Stan Skoglund  
2005 PQGSA Scorekeeper Coordinator  
Home: (858) 484-4599 or (858) 538-4185  
Cell: (858) 243-2021  
Email: [webmaster@pqgsa.org](mailto:webmaster@pqgsa.org) or [kegs@LTSP.com](mailto:kegs@LTSP.com)

# 2005 Scorekeeper's Duties

## PQGS (Peñasquitos Girls Softball Association)

(Revision 1)

1. **Use only one score sheet per game:** The home team must keep the Official PQGS score sheet. Each playing field will have an Official PQGS score book (i.e., a white 3 ring binder) in the shed at the field with Official PQGS score sheets in the binder. Please use only 1 sheet of paper (i.e., both sides of the Official PQGS score sheet) to score 1 game. Note that the Official PQGS score sheet is slightly different from the score sheet in the team score book handed out at the scorekeepers clinic. The top and bottom of the sheet have been modified to record additional information needed by the league. If the manager of the home team also wants the game scored in your team score book, then the home team scorekeeper will have to fill in both the Official PQGS score sheet and their own team book score sheet, or have 2 scorekeepers, one to do each score sheet.

Remember, the home team is creating *an official PQGS record* of the game. With that in mind, try to maintain accurate & legible score sheets.

2. **Before the game:** All divisions should enter on the Official PQGS score sheet as much of the following information as possible:
  1. Scorekeeper's Name and Phone Number
  2. Team Names

The FIRST team name listed on each side must be the name of the team for the players listed on that side. The team name listed second is the opposing team. Therefore, the order of team names listed on one side of a score sheet will be opposite of the order listed on the other side.
  3. Field Location
  4. Date of the game
  5. The UNIFORM NUMBER, LAST NAME, and INITIAL, and position for each player of the FIRST team listed on that sheet. **This is very important.**
  6. The VISITOR or HOME box to indicate the field status of the FIRST team listed.
  7. The Game Start Time, as recorded by the scorekeeper in T-Ball and Mini-Rookies and as stated by the plate umpire in Rookies, Mini-Minors, and Minors.
3. **During the game:** All divisions should fill in the play boxes. The Rookies, Mini-Minors, and Minors divisions should also enter at the bottom of the score sheet: (1) the inning totals, (2) pitchers and their uniform numbers, and (3) the "Outs Pitched". Remember, the pitchers listed on one side of the score sheet will be the pitchers from the team shown on the other side of the score sheet.
4. **After the game:** All division should have the managers or team representatives review and sign the OFFICIAL SIGNATURES box (one side only). In T-Ball and Mini-Rookies, all games end in a tie to keep it fun, so in these divisions, do not fill out the other boxes at the bottom of the score sheet. However, Rookies, Mini-Minors, and Minors should: (1) total the "Outs Pitched" by each pitcher, (2) enter the final outcome of the game in the FINAL SCORE box, and (3) have the plate umpire sign the score sheet (one side only).
5. **File score sheet:** Put the Official PQGS score sheet back into the Official PQGS score book and then pass the book onto the next team playing at the field, or if you are the last team of the day, then return the book back to the shed.

Stan Skoglund  
2005 PQGS Scorekeeper Coordinator  
Home: (858) 484-4599 or (858) 538-4185  
Cell: (858) 243-2021  
Email: webmaster@pqgsa.org or kegs@LTSP.com

# Frequently Asked Questions

## 2005 PQGSA Scorekeeper's Clinic

(Revision 1)

1. How do I keep track of pitchers during each inning?  
Put the uniform number of the pitcher at the top of the each inning column, to the left of the inning number. If there is a pitching switch during the inning, then put a horizontal line under the play box of the last batter for the first pitcher and put the uniform number of the second pitcher at the top of the inning column, to the right of the inning number.
2. Should I put anything after the last batter of an inning?  
Yes, put a diagonal line across the play box below the last batter to indicate the end of the inning.
3. After the last batter, what play box is used for the first batter?  
Stay in the same column as the last batter and use the play box at the top of the column for the first batter.
4. What happens when all the play boxes in the same column are used (i.e. the team bats around)?  
Use the next column on the score sheet and then change the column numberings for the remaining columns.
5. What are the limits set by PQGSA for "runs per inning"?

T-Ball, Mini-Rookies, and Rookies....:	4 run limit
Mini-Minors.....:	6 run limit
Minors.....:	No run limit
6. Can a team earn more runs per inning than the limit set by PQGSA?  
No.
7. What are the limits set by PQGSA for "runs per game"?

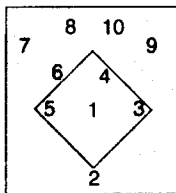
T-Ball, Mini-Rookies	None
Rookies, Mini-Minors	After 15 runs, the team that is behind has the option to stop play
Minors	15 runs after 3 innings, 8 after 5 innings
8. Who is the official scorekeeper?  
The home team.
9. What role does the official scorekeeper represent?  
The official scorekeeper is neutral and may not announce "out of order" batters or any other rule violations. The plate umpire runs the game and the official scorekeeper scores the game. However, the official scorekeeper should resolve scorekeeping disputes.
10. How much detail is needed on the score sheet?  
All Division should (1) completely fill out the top section of the score sheet, (2) enter the last names and initials of all the players, (3) record all the plays, and (4) after the game have the team managers verify and sign the score sheet. In addition, the Rookies, Mini-Minors, and Minors divisions should also fill out the bottom section (outs pitched and final score) on the score sheet.
11. What do I do if some strange event occurs that I do not know how to score?  
Describe the strange event in words in a blank area on the score sheet and then draw a line from your description to the play box so the reader will know when the strange event took place.
12. Where can I find more information about how to keep score?  
In the front of your team score book is a page on "Scoring a game...".

Stan Skoglund  
2005 PQGSA Scorekeeper Coordinator  
Home: (858) 484-4599 or (858) 538-4185  
Cell: (858) 243-2021  
Email: webmaster@pqgsa.org or kegs@LTSP.com

## Scoring a game...

First, a number is assigned to each defensive position...

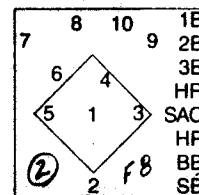
- 1 - Pitcher
- 2 - Catcher
- 3 - First Baseman
- 4 - Second Baseman
- 5 - Third Baseman



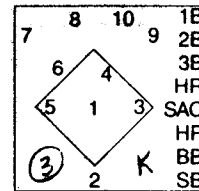
- 6 - Shortstop
- 7 - Left Fielder
- 8 - Center Fielder
- 9 - Right Fielder
- 10 - Short Fielder (SP)



A fly ball to center field would be scored F8...



Each out is numbered and circled (note 1 and 2). Thus 3 indicates the third and last out of an inning.



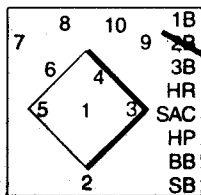
Two positions used on offense only will utilize initials in recording their position. The designated player in fast pitch will use "DP" and the extra player in slow pitch will use "EP." If the "DP" is used, the player playing defense only will be listed in the #10 spot in the batting order. Both the "DP" and the "EP" can be listed anywhere in the batting order.

## Recording a player reaching a base...

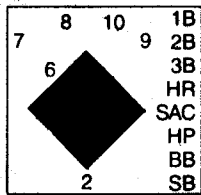
In the rectangle to the right of a player, under the appropriate inning, draw a pencil line from home base around the diamond to the base reached. Next, you will note on the *right* side of each box, a series of abbreviations. These refer to a number of possible ways in which the player may reach base...

- 1B**-One Base Hit
- 2B**-Two Base Hit
- 3B**-Three Base Hit
- HR**-Home Run
- HP**-Hit by Pitcher
- SAC**-Sacrifice (Bunt or Hit)
- BB**-Base on Balls
- SB**-Stolen Base

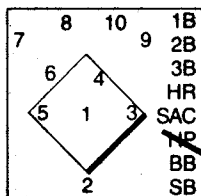
Draw a dash through the appropriate abbreviation. For example, a batter making a two-base hit would be scored...



When a runner reaches home base, fill in the entire diamond solidly.



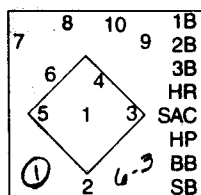
A hit batter would be shown as reaching first base.



## Recording an out...

In the lower part of the appropriate rectangle to the right of the player, record the number of the defensive fielder who catches a ground ball and then the number of the player making the putout.

For example, should the batter hit an infield ground ball to shortstop relayed to first base in time for the out, this would be scored 6-3...



## Recording certain other plays...

Within the player's rectangle, write in near the bottom other abbreviations, as follows...

- Strikeout (called or swinging) ..... Kc, K3, Kbt
- Pass Ball ..... PB
- Wild Pitch ..... WP
- Error (either thrown or dropped by the fielder) ..... E
- In addition, indicate the fielder making the error, thus ..... E5
- Fielder's Choice ..... FC
- Double Play ..... DP
- Run Batted In ..... RBI
- Also, list the batting order # of the player credited with the RBI.
- Sacrifice Fly ..... SF

In addition to recording each play within the player's rectangle, it is advisable at the same time to place a series of dots in the appropriate column at the right side of each page. This is a double check on the completeness of your recording, and also speeds up the final scorekeeping at the end of each game.

If all players are at bat before an inning ends, then mark out the printed number at the top of the column for the next inning, and continue the same inning down a second column. You'll find there are enough extra columns. When a player leaves the game, draw a vertical line on the right side of the box showing his action in the last inning played. Actions of his substitute continue thereafter horizontally across the page.

			7	8	10	9	1B	7	8	10	9	1B
4	Adams	6					2B					2B
	Sub						3B					3B
11	HARRIS	2					HR					HR
							SAC					SAC
							HP					HP
							BB					BB
							SB					SB

At the end of each inning, add vertically the total runs, hits, errors and the number of players left on base (LOB) for the entire inning. For example...

Team Totals	R	H	6	10
	E	LOB	1	3

A detailed instructional manual on scorekeeping may be purchased from the ASA National Office. For more information or to place your order, please call:

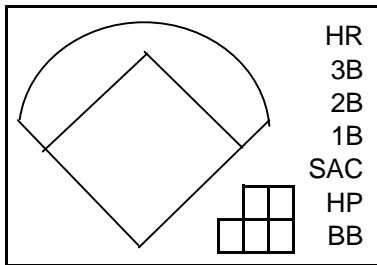
**1-800-654-8337**

1	Pitcher
2	Catcher
3	1st Base
4	2nd Base
5	3rd Base
6	Short Stop
7	Left Fielder
8	Center Fielder
9	Right Fielder
10	Extra Fielder

K <sub>S</sub>	Strike out (Swinging) K
K <sub>L</sub>	Strike out (Looking) $\lambda$
F6	Fly Ball to 6 (Short Stop)
FC	Fielders Choice
3U	3 (1st base) was Unassisted
E1	Error by 1 (Pitcher)
B	Bunt
SB	Stolen Base
CS	Caught Stealing
PB	Passed Ball

Remember:  
The official scorekeeper is neutral, and may not announce "out of order" batters or any other rule violation.

If you just keep the runs, outs, ball/strike count, and runner's progress, you've done your job!



HR Home Run  
3B Triple  
2B Double  
1B Single  
SAC Sacrifice  
HP Hit by Pitcher  
BB Base on Balls (Walk)

T-Ball, Mini-Rookies, & Rookies:  
4 run limit  
Mini-Minors:  
6 run limit  
Minors:  
No run limit

Example 1:

HR  
3B  
2B  
1B  
SAC  
HP  
BB

On the first pitch, the batter hits the ball to 3rd base who then throws it to 1st base for the 1st out of the inning.

Example 3:

HR  
3B  
2B  
1B  
SAC  
HP  
BB

1 ball, 1 strike when batter hits a single. Then player is caught stealing 2nd base for the 3rd out of the inning.

Example 2:

HR  
3B  
2B  
1B  
SAC  
HP  
BB

3 balls, 2 strikes when batter flys out to center field. Out 2

Example 4:

HR  
3B  
2B  
1B  
SAC  
HP  
BB

Batter hits a double. Then player steals 3rd base.

Score Sheet **BEFORE** batter 3

Score Sheet **AFTER** batter 3

Batter 1:

HR  
3B  
2B  
1B  
SAC  
HP  
BB

2 balls, 1 strike when batter hits a single. Player then steals 2nd base.

Batter 1:

HR  
3B  
2B  
1B  
SAC  
HP  
BB

Runner advances to home on the double hit by batter number 3.

Batter 2:

E6 HR  
3B  
2B  
1B  
SAC  
HP  
BB

After 1 ball, batter hits the ball to Short Stop who makes a bad throw (error) to 1st base.

Batter 2:

E6 HR  
3B  
2B  
1B  
SAC  
HP  
BB

Runner advances to 3rd base on the double hit by batter number 3.

Batter 3:

HR  
3B  
2B  
1B  
SAC  
HP  
BB

Batter 3:

HR  
3B  
2B  
1B  
SAC  
HP  
BB

Batter hits a double with 2 strikes. The base runners advance.

Name: JOHN GOIN  
 (Please Print Scorekeeper's Name)

Phone: (619) 322-6387  
 (Scorekeeper's)

Visitor  Home

Game Start Time: 12:45 pm

VIS

# AMATEUR SOFTBALL ASSOCIATION OF AMERICA

PURPLE CONCEPTS

NAVIGATORS

at 1:00 pm

CS5

Date 3/20/04

PLAYERS	#	7/11/10							AB	R	H	E	2B	3B	HR	SAC	HP	BB	SO	RI	PC	E
		101	62	63	104	105	106	7/11/10														
5 BARELLI, C		[Pitching]	[Pitching]	[Pitching]	[Pitching]	[Pitching]	[Pitching]	[Pitching]														
Sub.																						
6 CARERA, C		[Pitching]	[Pitching]	[Pitching]	[Pitching]	[Pitching]	[Pitching]	[Pitching]														
Sub.																						
8 CANN, L.		[Pitching]	[Pitching]	[Pitching]	[Pitching]	[Pitching]	[Pitching]	[Pitching]														
Sub.																						
9 SKOGLUND, E		[Pitching]	[Pitching]	[Pitching]	[Pitching]	[Pitching]	[Pitching]	[Pitching]														
Sub.																						
1 DORRIS, R		[Pitching]	[Pitching]	[Pitching]	[Pitching]	[Pitching]	[Pitching]	[Pitching]														
Sub.																						
4 COOK, M		[Pitching]	[Pitching]	[Pitching]	[Pitching]	[Pitching]	[Pitching]	[Pitching]														
Sub.																						
3 MINERVA, L		[Pitching]	[Pitching]	[Pitching]	[Pitching]	[Pitching]	[Pitching]	[Pitching]														
Sub.																						
10 CALLAWAY, J		[Pitching]	[Pitching]	[Pitching]	[Pitching]	[Pitching]	[Pitching]	[Pitching]														
Sub.																						
7 AXWITT, A		[Pitching]	[Pitching]	[Pitching]	[Pitching]	[Pitching]	[Pitching]	[Pitching]														
Sub.																						
2 FURANA, J		[Pitching]	[Pitching]	[Pitching]	[Pitching]	[Pitching]	[Pitching]	[Pitching]														
Sub.																						
Sub.																						
Sub.																						
Sub.																						
Sub.																						
Sub.																						
Sub.																						
Sub.																						
Sub.																						
Summary																						
Errors																						
LOB																						

Uniform Number	Pitcher's Last Name and First Initial	Outs Pitched / Inning							Totals Outs
		1	2	3	4	5	6	7	
10	FOX, K	3			3	3	3	0	12
6	DORRIS, M.		3	3					6
7	KAISER, R.							0	0
11	GOIN, B.							0	0

Final Score  
 Visitors: 8  
 Home: 5

Official Signatures  
 Visitor-Mgr: M. Barelli  
 Home-Mgr: B. Dorn  
 Umpire: M. P.



